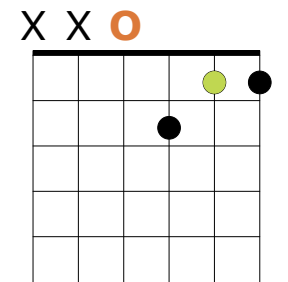
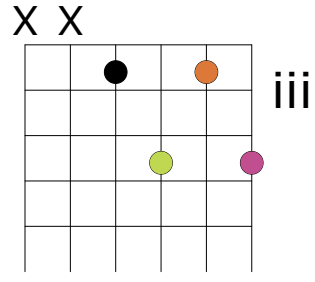
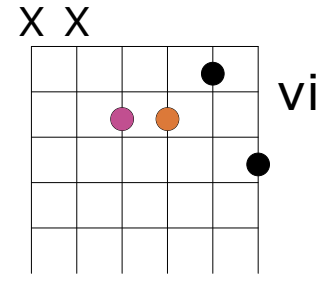
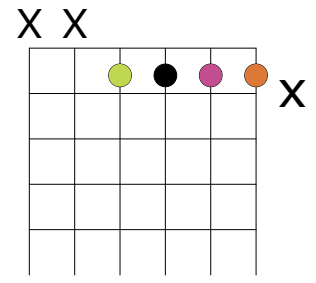
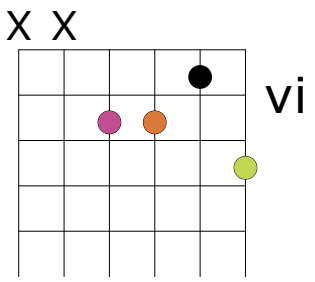
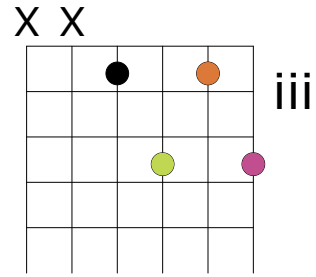
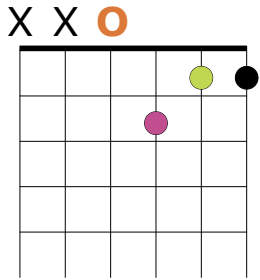


Dm7 - «drop 2 voicing» på strengsett xx4321



Dm7 - «drop 2 voicing» på strengsett x54321X

The diagram illustrates the Dm7 drop 2 voicing on a guitar fretboard. It consists of seven fretboard diagrams and a piano chord diagram below them.

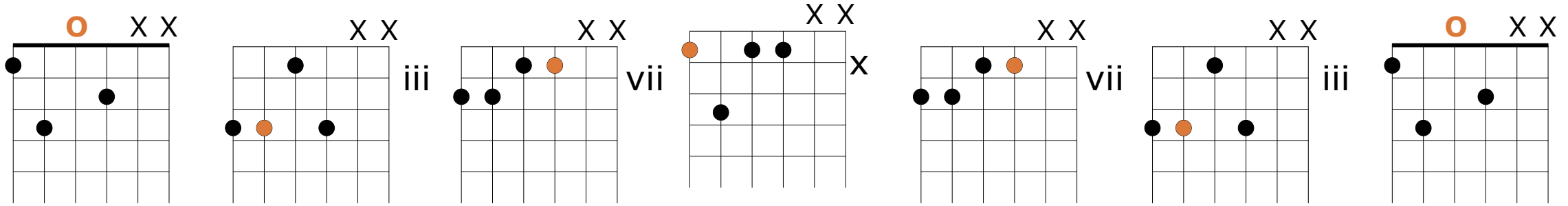
Fretboard Diagrams (from left to right):

- Diagram 1: Fret 5, strings 4, 3, 2, 1. Notes: G (black), F (black), E (orange), D (black). X marks on strings 1 and 6.
- Diagram 2: Fret 4, strings 4, 3, 2, 1. Notes: F (orange), E (black), D (black), C (black). X marks on strings 1 and 6.
- Diagram 3: Fret 3, strings 4, 3, 2, 1. Notes: E (black), D (orange), C (black), B (black). X marks on strings 1 and 6.
- Diagram 4: Fret 2, strings 4, 3, 2, 1. Notes: D (black), C (orange), B (black), A (black). X marks on strings 1 and 6.
- Diagram 5: Fret 1, strings 4, 3, 2, 1. Notes: C (black), B (orange), A (black), G (black). X marks on strings 1 and 6.
- Diagram 6: Fret 0, strings 4, 3, 2, 1. Notes: B (black), A (orange), G (black), F (black). X marks on strings 1 and 6.
- Diagram 7: Fret 0, strings 4, 3, 2, 1. Notes: A (black), G (orange), F (black), E (black). X marks on strings 1 and 6.

Piano Chord Diagram:

The piano chord diagram shows the notes of the Dm7 chord in a drop 2 voicing. The notes are: D (black), C (orange), B (black), A (black), G (black), F (black). The notes are arranged in a way that corresponds to the fretboard diagrams above. The notes are: D (black), C (orange), B (black), A (black), G (black), F (black).

Dm7 - «drop 2 voicing» på strengsett 6543xx



Musical notation showing the notes for the Dm7 chord voicings. The notes are: D (black), F (black), A (black), C (black), D (black), F (black). The notes are placed on the staff and below it with stems.

Dm7 - «drop 3 voicing» på strengsett x5x321

Seven guitar fretboard diagrams illustrating the Dm7 drop 3 voicing on a standard guitar (x5x321). Each diagram shows a 5-fret section of the fretboard with strings numbered 1 to 5 from top to bottom. The diagrams are labeled with 'X' for muted strings and 'vii' for the seventh fret. The notes are: 1st fret (F), 2nd fret (C), 3rd fret (D), 4th fret (G), 5th fret (B). The diagrams show different voicings: 1) 1st fret, strings 2-5; 2) 2nd fret, strings 2-5; 3) 2nd fret, strings 2-5, with the 3rd string note (D) highlighted in orange; 4) 3rd fret, strings 2-5, with the 3rd string note (D) highlighted in orange; 5) 3rd fret, strings 2-5, with the 4th string note (G) highlighted in orange; 6) 4th fret, strings 2-5, with the 3rd string note (D) highlighted in orange; 7) 4th fret, strings 2-5.

A musical staff in treble clef with a common time signature (C) and a circled 8 below the staff. The staff contains seven measures, each with a chord. The notes are: 1) F (orange), C, D, G; 2) F, C, D, G; 3) F, C, D, G (with D orange); 4) F, C, D, G (with G orange); 5) F, C, D, G (with G orange); 6) F, C, D, G (with D orange); 7) F, C, D, G. The notes are represented by circles with stems, and the orange notes are highlighted.

Dm7 - «drop 3 voicing» på strengsett 6x432x

The diagram illustrates the Dm7 «drop 3 voicing» on a 6x432x guitar set. It consists of seven fretboard diagrams, a musical staff, and a bass line.

Fretboard Diagrams:

- Diagram 1: Fret 1. Notes: G (1), A (2), B (3), D (4). X's at frets 1, 2, and 4.
- Diagram 2: Fret 2. Notes: A (1), B (2), C (3), D (4). X's at frets 2, 3, and 4.
- Diagram 3: Fret 3. Notes: B (1), C (2), D (3), E (4). X's at frets 3, 4, and 5.
- Diagram 4: Fret 4. Notes: C (1), D (2), E (3), F (4). X's at frets 4, 5, and 6.
- Diagram 5: Fret 5. Notes: D (1), E (2), F (3), G (4). X's at frets 5, 6, and 7.
- Diagram 6: Fret 6. Notes: E (1), F (2), G (3), A (4). X's at frets 6, 7, and 8.
- Diagram 7: Fret 7. Notes: F (1), G (2), A (3), B (4). X's at frets 7, 8, and 9.

Musical Staff:

The staff shows the notes for the Dm7 chord in a drop 3 voicing. The notes are G, A, B, and D. The G and B notes are on the 4th and 2nd strings, respectively. The A and D notes are on the 3rd and 1st strings, respectively. The notes are shown as black circles with stems. The G and B notes are highlighted in orange.

Bass Line:

The bass line shows the notes for the Dm7 chord in a drop 3 voicing. The notes are G, A, B, and D. The G and B notes are on the 4th and 2nd strings, respectively. The A and D notes are on the 3rd and 1st strings, respectively. The notes are shown as black circles with stems. The G and B notes are highlighted in orange.

Dm7 - «drop 2+4 voicing» på strengsett x54x21

The diagram illustrates the Dm7 chord voicing on a guitar, showing the fretboard positions and the corresponding musical notation. The fretboard diagrams are labeled with fingerings: iii, v, viii, v, iii. The musical staff shows the chord voicing in a 6/8 time signature with a common time signature 'C'.

The fretboard diagrams show the following fingerings and positions:

- Diagram 1: Fret 0, strings 1, 2, 4, 5. Fingering: iii (index, middle, ring).
- Diagram 2: Fret 3, strings 1, 2, 4, 5. Fingering: iii (index, middle, ring).
- Diagram 3: Fret 5, strings 1, 2, 4, 5. Fingering: v (pinky).
- Diagram 4: Fret 8, strings 1, 2, 4, 5. Fingering: viii (pinky).
- Diagram 5: Fret 10, strings 1, 2, 4, 5. Fingering: v (pinky).
- Diagram 6: Fret 13, strings 1, 2, 4, 5. Fingering: iii (index, middle, ring).
- Diagram 7: Fret 15, strings 1, 2, 4, 5. Fingering: iii (index, middle, ring).

The musical staff shows the chord voicing in a 6/8 time signature with a common time signature 'C'. The notes are: D4 (open), F4 (open), A4 (open), Bb4 (open), D5 (open), and F5 (open). The notes are arranged in a 6/8 time signature with a common time signature 'C'.

Dm7 - «drop 2+4 voicing» på strengsett 65x32x

The image displays seven fretboard diagrams for the Dm7 chord, each with an 'X' above the 6th and 5th strings indicating they are muted. The diagrams are arranged in a sequence from left to right. The first diagram has 'X' marks above the 6th and 5th strings. The second diagram has 'X' marks above the 6th and 5th strings and a 'v' label below it. The third diagram has 'X' marks above the 6th and 5th strings and a 'vii' label below it. The fourth diagram has 'X' marks above the 6th and 5th strings and 'vii' and 'X' labels below it. The fifth diagram has 'X' marks above the 6th and 5th strings and a 'vii' label below it. The sixth diagram has 'X' marks above the 6th and 5th strings and a 'v' label below it. The seventh diagram has 'X' marks above the 6th and 5th strings. Below the diagrams is a treble clef staff with a common time signature (C) and a bass clef staff. The treble staff shows notes on the 2nd, 3rd, and 4th strings, with orange notes corresponding to the fretboard diagrams. The bass staff shows notes on the 6th, 5th, and 4th strings, with orange notes corresponding to the fretboard diagrams.